

# IFS® Wireless Access Points



## OVERVIEW

The Interlogix® IFS line of Wireless Access Points (WAP) are ideal for setting up IP surveillance systems where cabling would be difficult or cost-prohibitive.

These WAP devices are compatible with several IEEE 802.11 variant standards and can support data rates up to 1200Mbps, depending on model. All IFS WAP devices have built-in antennas and operate at either 2.4Ghz, 5Ghz or dual-band frequencies depending on the model selected.

The WMC251-1W-2T-150 model comes with an external SMA RF connector for attaching external antennas, such as mast, flat-panel or parabolic, for higher power antenna gain and more versatile installation choices.

## STANDARD FEATURES

### Wireless

- 2.4Ghz, 5Ghz or dual-band frequency operation
- 150Mbps ~ 1200Mbps data rate dependant on model
- IEEE 802.11 wireless standards compliant
- Built-in patch antenna
- External SMA RF connector on the WMC251-1W-2T-150 model for external antenna options
- Wireless security and encryption standards supported

### Ethernet

- RJ45 ports
- 10/100Mbps data rates
- Auto MDI/MDI-X
- Auto-negotiate





### Installation and Environmental

- Powered by 12VDC, 24VDC, PoE-at or Passive PoE (based on specific model)
- Optional external antenna choices for greater gain and transmission distance, WMC251-1W-2T-150 model only
- Indoor or Indoor/Outdoor models
- An operating temperature of 0 ~ 50°C (Indoor model) or -20 ~ +70°C (Indoor/Outdoor models)

### Warranty













- 3-year warranty

## Specifications

	WMC303-1W-1T-1200	WMC251-1W-2T-150	WMC251-1W-1T-300	WMC252-1W-1T-300
				
<b>Wireless</b>				
Frequency	2.4/5GHz	2.4GHz	2.4GHz	5GHz
Max Wireless Speed	1200Mbps	150Mbps	300Mbps	300Mbps
Wireless Standard	IEEE 802.11a/b/g/n/ac (Draft 2.0)	IEEE 802.11b/g/n	IEEE 802.11b/g/n	IEEE 802.11a/n
Antenna	2.4Ghz 2.5dBi, 5Ghz 4dBi 802.11ac: 2T2R MU-MIMO 802.11n: 2T2R MIMO	Built-in 12dBi dual-polarization antenna Horz: 30, Vert: 20 degrees Optional External Antenna	Built-in 12dBi dual-polarization antenna Horz: 30, Vert: 20 degrees	
Wireless Security	Wireless LAN Access Control List filtering Wireless MAC address filtering Supports WPS (Wi-Fi Protected Setup) Enable/Disable SSID Broadcast		Wireless LAN Access Control List filtering Wireless MAC address filtering Enable/Disable SSID Broadcast	
Encryption Security	WEP (64/128-bit) encryption security WPA / WPA2 (TKIP/AES) WPA-PSK / WPA2-PSK (TKIP/AES)			
Wireless Mode	AP Client WDS PTP WDS PTMP WDS Repeater (AP+WDS) Universal Repeater (AP+Client)	AP Client WDS PTP WDS PTMP WDS Repeater Universal Repeater (AP+Client)	AP Client WDS PTP WDS PTMP	
Max. Wireless Clients	32 (2.4GHz) & 32 (5GHz)	10	25	
Max. Wired Clients	253	30	60	
Max. WDS Aps	8			
<b>Physical Ports</b>				
10/100Base-T(x) Ports	RJ-45 (1)	RJ-45 (2)	RJ-45 (1)	
Port Configuration	Auto MDI/MDI-X			
Port Speed	Auto-negotiate			
<b>LED Indicators &amp; Switch</b>				
LEDs	PWR	PWR, Wireless, LAN2 (WAN), LAN1	PWR, LAN2 (WAN), LAN1, Wireless	PWR, LAN2 (WAN), LAN1, Signal Strength 1~3 (Client mode only)
Reset Button	Reset button on the top cover Press over 5 seconds to reset the device to factory default	Reset button on the top cover Press over 10 seconds to reset the device to factory default	Reset button on the top cover Press over 5 seconds to reset the device to factory default	
<b>Electrical and Mechanical</b>				
Power Input	PoE 802.3at	12V DC, 1A/ Passive PoE*	24V DC, 1A/ Passive PoE*	
Power Consumption (Full PoE load)	Max. 20 watts	Max. 12 watts		
Dimensions (W x D x H)	7.64 x 1.93 in. (194 x 49mm)	5 x 2.48 x 10 in. (127 x 63 x 254mm)		
Weight	0.66 lbs. (300g)	1.07 lbs. (485g)	1.02 lbs. (462g)	1.04 lbs. (472g)
<b>Environmental</b>				
Operating Temperature	0°C to +50°C	-20°C to +70°C		
Storage Temperature	-40°C to +70°C	-40°C to +70°C		
Relative Humidity	0% to 95% (non-condensing)			
<b>Standards Compliance</b>				
Regulatory Standards	FCC Part 15 Class B, CE			

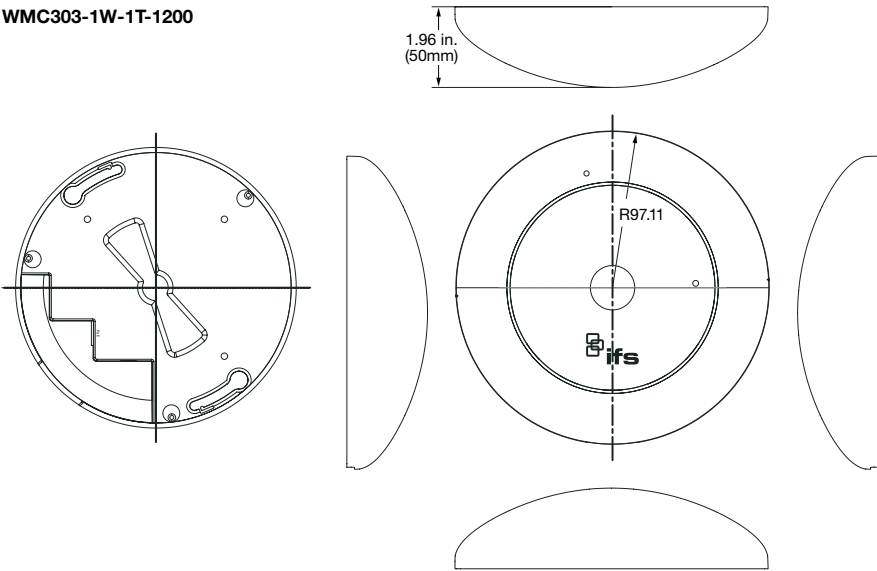
\* If using Passive PoE to power the unit, only use the device included with the unit. Do not use a standard PoE injector or PoE switch, which could damage the unit.

# Antenna Specifications

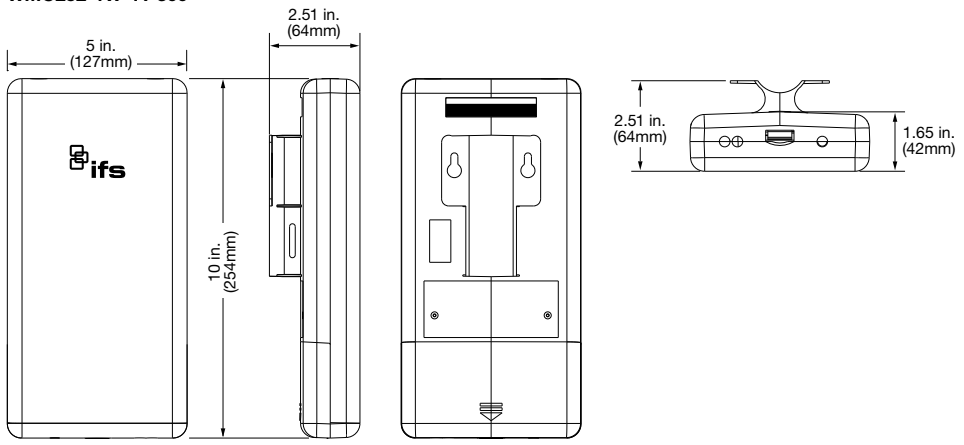
	Omni-directional		Uni-directional	
	ANT-OMN-15DB-2G	ANT-PNL-9DB-2G	ANT-PNL-18DB-2G	ANT-UNI-21DB-2G
Product				
Antenna Type	Mast	Flat Panel	Flat Panel	Parabolic
Dimensions (WxHxD)	2.01 x 63.0 in. Dia. (51 x 1600mm)	4.21 x 3.54 x 1.18 in. (107 x 90 x 30 mm)	10.63 x 10.63 x 8.07 in. (270 x 15 x 205mm)	23.62 x 17.13 in. (600 x 435mm)
Weight	2.31 lbs. (1050g)	0.62 lbs. (280g)	2.27 lbs. (1028g)	3.09 lbs. (1400g)
Frequency	2.4Ghz			
Beam Width (Horizontal Plane)	360° 	75° 	30° 	8° 
Beam Width (Vertical Plane)	10° 	75° 	20° 	5° 
SWR	< 1.3	< 1.5		
Gain	15dBi	9dBi	18dBi	21dBi
Range	General Purpose	Short Range	Medium Range	Long Range

## Dimensional Diagrams

**WMC303-1W-1T-1200**



**WMC251-1W-2T-150**  
**WMC251-1W-1T-300**  
**WMC252-1W-1T-300**



# IFS<sup>®</sup> Wireless Access Points

## Ordering Information

<b>WMC303-1W-1T-1200</b>	1200Mbps 802.11ac Dual Band Ceiling Mount Wireless Access Point, Built-in Antenna
<b>WMC251-1W-2T-150</b>	150Mbps 802.11b/g/n, 2.4GHZ, Outdoor IP55, WLAN AP, Built-in 12dBi Patch Antenna, Optional RF
<b>WMC251-1W-1T-300</b>	300Mbps 802.11b/g/n, 2.4GHZ, Outdoor IP55, WLAN AP, Built-in 14dBi Antenna
<b>WMC252-1W-1T-300</b>	300Mbps 802.11a/n, 5GHZ, Outdoor IP55, WLAN AP, Built-in 14dBi Antenna

## Accessories

<b>ANT-UNI-2G-21DB</b>	2.4GHZ Uni-directional Grid Point-to-Point 21dBi 9H/8V Degrees
<b>ANT-OMN-2G-15DB</b>	2.4GHZ Uni-directional Antenna Point-to-Point 15dBi General Purpose 360 Degrees
<b>ANT-PNL-2G-18DB</b>	2.4GHZ Uni-directional Flat Panel Point-to-Point 18dBi 30H/25V Degrees
<b>ANT-PNL-2G-9DB</b>	2.4GHZ Uni-directional Flat Panel Point-to-Point 9Bi 75H/75V Degrees
<b>ANT-CBL-60CM</b>	RP-SMA to N-Male CFD-200 Antenna Cable 0.6m Length 0.5dB Loss 50 Ohms
<b>ANT-CBL-6M</b>	RP-SMA to N-Male CFD-200 Antenna Cable 6m Length 3.5dB Loss 50 Ohms



[interlogix.com](http://interlogix.com)

Specifications subject to change without notice.

© 2016 United Technologies Corporation.  
All rights reserved.

All trademarks are the property of their respective owners.  
Interlogix is part of UTC Climate, Controls & Security,  
a unit of United Technologies Corporation.

2016/08 (LI-1690)