

# POE304-MS POE304-EX-4P

PoE-bt Injector and Extender



## OVERVIEW

The IFS® PoE-bt Ethernet Injector and 4-port Extender by Interlogix provide a quick and easy solution to PoE-bt power (60w) on Ethernet cable. Utilizing the Category Network cable, the injector remotely powers a 4-port extender that provides data and up to 15.4w PoE per port to power devices beyond 100 meters (328 ft.).

The POE304-MS injector is used at the head-end to transmit Ethernet data and PoE-bt power (60w) on a single network cable. This allows for remote deployment of Ethernet powered device (PD) via the MS304-EX-4P 4-port PoE Extender.

The IFS POE304-EX-4P is remotely powered via Ethernet cable from either the IFS POE304-MS injector or IFS NS3553-4P-1T-2S Industrial Gigabit PoE-Ultra Managed Switch eliminating the need for local power requirements. The POE304-EX-4P can then transmit up to 4-ports of Ethernet data and PoE-af/at/bt power dependent on the Powered Devices (PD) power demand.

The IFS PoE-bt Solution facilitates easier network planning by eliminating restrictions of edge device placement near AC power outlets and reducing the need for AC wiring and installation costs.

## STANDARD FEATURES

### Installation

- Compact size
- Remote power to network edge flexibility
- Standalone, wall-mount or DIN-rail (POE304-EX-4P only)
- POE304-EX-4P can also be used with the IFS NS3553-4P-1T-2S Industrial Gigabit PoE-Ultra Managed Switch

### Standards Compliance

- 10/100/1000Base-TX Ethernet support
- IEEE 802.3/802.3u/802.3ab compliance
- IEEE 802.3af/at/bt or IFS PoE-Ultra

### PoE Circuit

- Auto-detect of PoE IEEE 802.3af/at/bt or IFS PoE-Ultra equipment to assist in installation
- Current overload detection
- LED Indicators for PoE In, PoE Out, Data

### Physical Ports

- POE304-MS: (1) RJ45 Data in / (1) RJ45 Data/PoE-bt (60w) out
- POE304-EX-4P: (1) RJ45 Data/PoE-bt (60w) in / (4) RJ45 Data/PoE-af/at out

### Network Cable

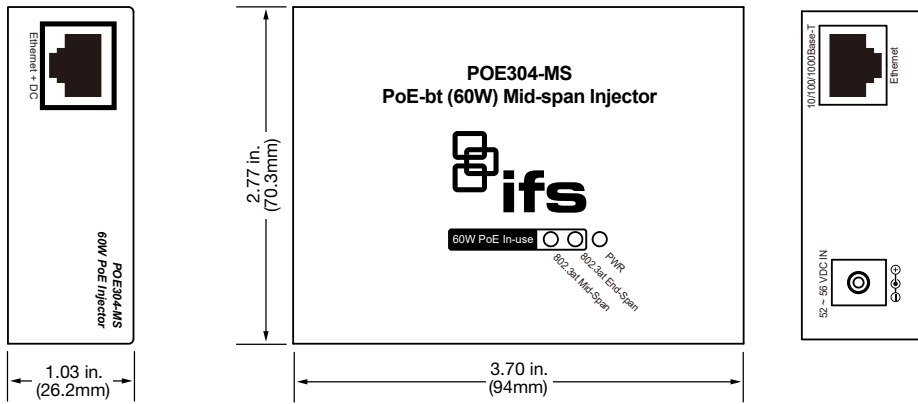
- For use with EIA568 Category 5 or better cables

### Warranty

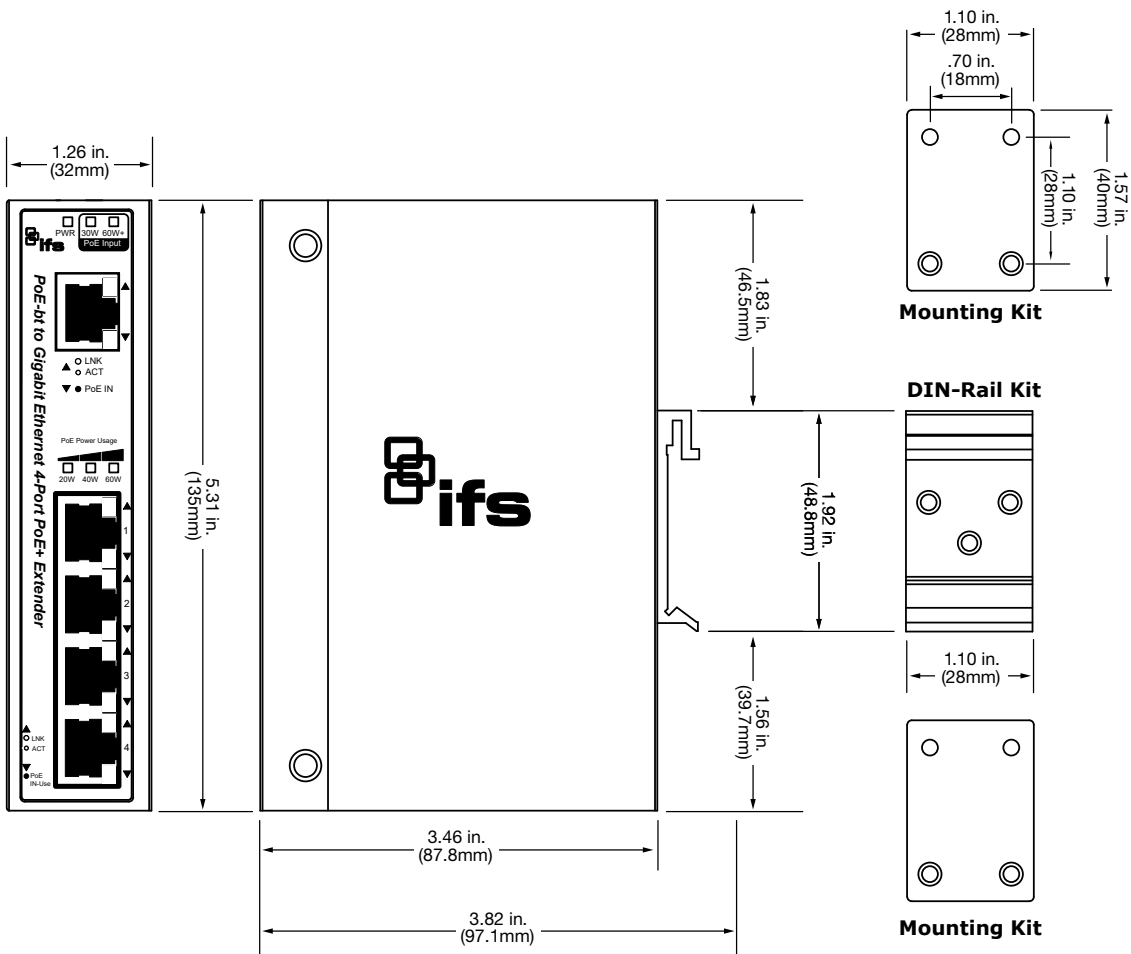
- 3-year warranty

# Dimensional Diagrams


## POE304-MS



## POE304-EX-4P



# Specifications

PART NO.		POE304-MS	POE304-EX-4P
			
Ethernet	Data Rate	10/100/1000Mbps	
	Throughput (packet per second)	N/A	7.44Mpps @ 64 bytes
	IEEE Standards	IEEE 802.3 Ethernet IEEE 802.3u Fast Ethernet IEEE 802.3ab Gigabit Ethernet IEEE 802.3x Flow Control	
	Switch Fabric	N/A	10Gpbs
	Latency	4.285	
	Maximum Frame Size	N/A	9K Bytes
	EIA/TIA-568 Standards	Category 5 or better	
Power Over Ethernet (PoE)	PoE Standard	IEEE 802.3af/at/bt or IFS PoE-Ultra	
	PoE Power Supply	PS56VDC65W-US	
	PS56VDC65W-US Output Pin Assignment	PoE-bt Output 1/2(-), 3/6(+), 4/5(+), 7/8(-)	IEEE802.3af/at Output 1/2(-), 3/6(+)
Connectors & Indicators	Ethernet + PoE In	1 x RJ-45 (Non-PoE)	1 x RJ-45 (PoE-bt)
	Ethernet + PoE Out	1 x RJ-45 (PoE-bt)	4 x RJ-45 (PoE-af/at)
	LED Indicators	PWR (Green), PoE-at (Mid-Span/End Span - 2 x Green)	PWR (Green), PoE Power In (Mid-Span/End-Span - 2 x Green), PoE Power Meter (3 x Green), Input Port - LNC/ACT (Green) PoE (Amber), Per Port Output - LNC/ACT (Green) PoE (Amber)
Electrical & Mechanical	Input Power	1 x DC Jack - 56VDC (60w)	1 x RJ45 - PoE-bt (60w)
	PoE Output Power	1 x Up to 60w (PoE-bt)	4 x PoE-af/at per port - (50w maximum total shared power budget)
	Enclosure	Metal (Wall-mountable)	Metal (DIN-rail or Wall-mountable)
	Dimensions (W x D x H)	3.7 x 2.8 x 1 in. (95 x 70 x 26mm)	5.3 x 3.5 x 2.2 in. (135 x 88 x 56mm)
	Weight	0.52 lbs. (237g)	1.6 lbs. (715g)
Environmental	Operating Temperature	0°C~50°C	-40°C~75°C
	Storage Temperature	-10°C~70°C	-40°C~85°C
	Relative Humidity	0%~95% (non-condensing)	
Standards Compliance	Regulatory	FCC Part 15 Class A, CE	
	EMI	EN 55022 CLASS A EN61000-3-2 EN61000-3-3	

# POE304-MS POE304-EX-4P

PoE-bt Injector and Extender

## Ordering Information

<b>POE304-MS</b>	PoE-bt Gigabit Ethernet Injector
<b>POE304-EX-4P</b>	PoE-bt to Gigabit Ethernet 4-port PoE+ Extender

## Accessories

<b>PS54VDC72W-US</b>	54VDC (72w) Power Supply (required for POE304-MS)
----------------------	---



[interlogix.com](http://interlogix.com)

Specifications subject to change without notice.

© 2018 United Technologies Corporation.  
All rights reserved.

All trademarks are the property of their respective owners.  
Interlogix is part of UTC Climate, Controls & Security,  
a unit of United Technologies Corporation.

2018/12 (GSP-2641)