

TruVision Navigator 9.0 Licensing Addendum

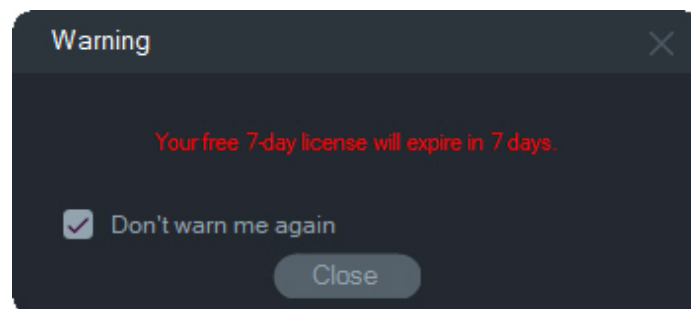
P/N 1073691-EN • REV A • ISS 02OCT19

Overview

This document describes TruVision Navigator 9.0 licensing features.

A 7-day trial period for the licensed features is activated upon initial installation or an upgrade of the Navigator software. During the trial period, the number of days remaining in the trial are shown in a Warning dialog that appears after launching Navigator, and in ToolTips. Select **Don't warn me again** to disable the warning notification.

Note: The trial period is 30 days on computers where a previous version of TruVision Navigator was installed.



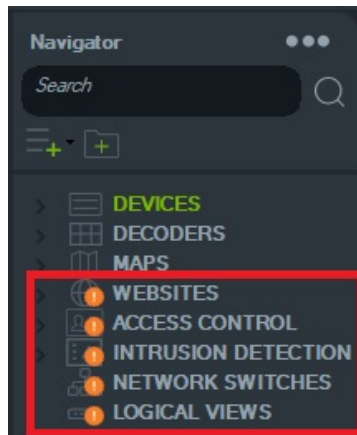
After the trial period expires, licensed features icons in the Navigator panel appear with a yellow icon to indicate that the features are disabled. When this occurs, a permanent license must be obtained to activate the licensed features.

To obtain a permanent license, contact your local sales representative or contact customer support at licenses@interlogix.com or call +1 855 286 8889, option 1.

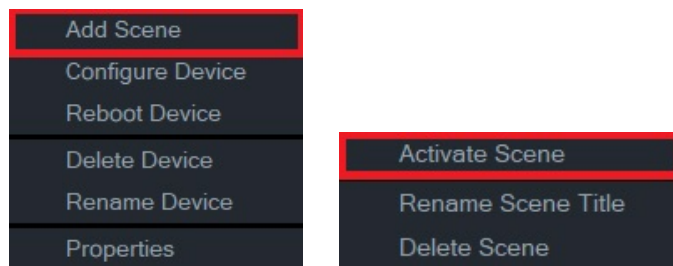
Licensed features

The following Navigator features are licensed:

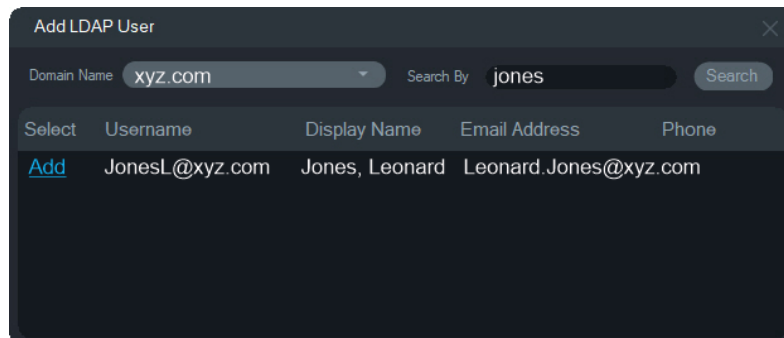
- Websites (browser support), Access Control, Intrusion Detection, Network Switches, and Logical Views



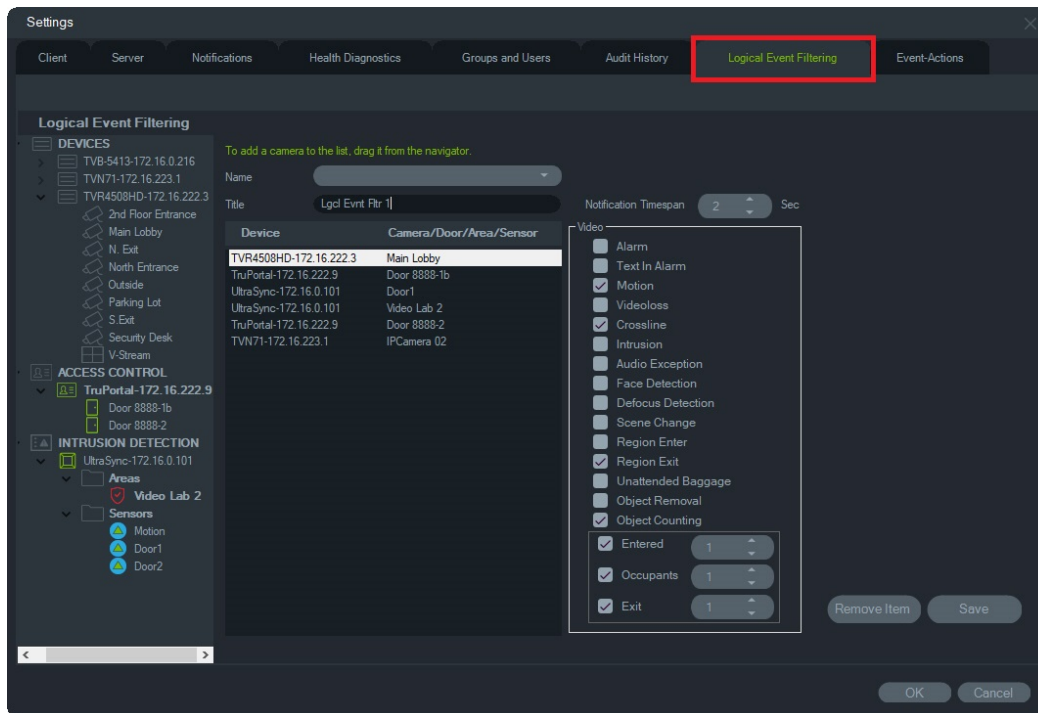
- Decoders (Add Scene and Activate Scene)



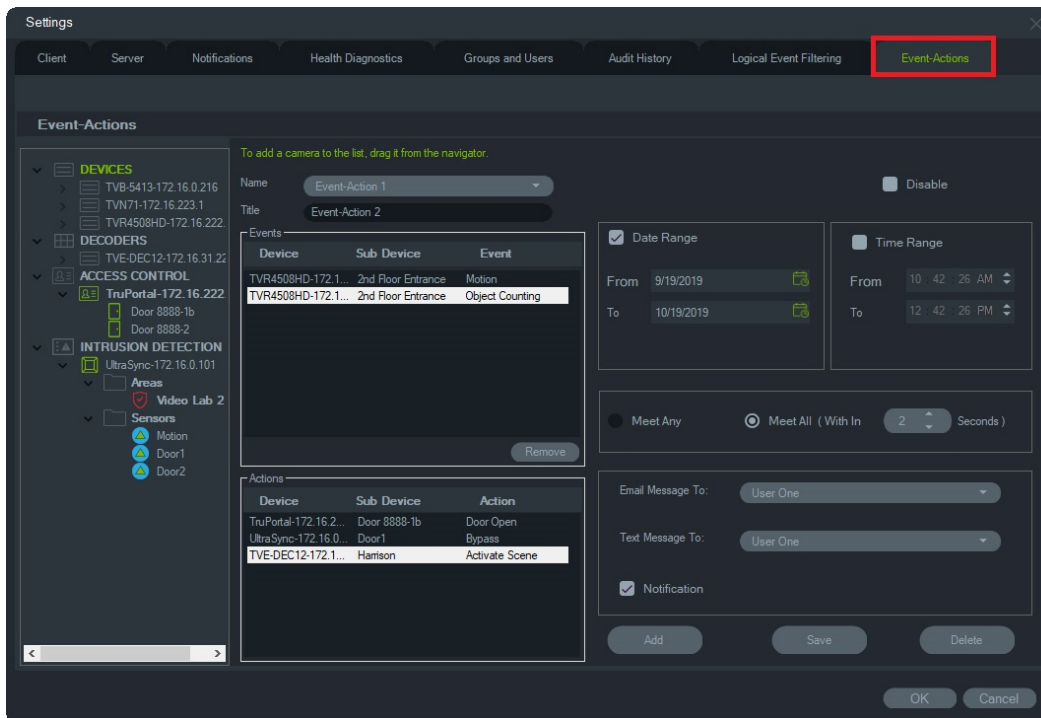
- Add LDAP Users



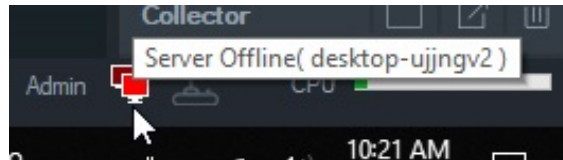
- Logical Event Filtering (in the Settings window)



- Event-Actions (in the Settings window)



- Server offline mode



- Real-time bandwidth monitoring



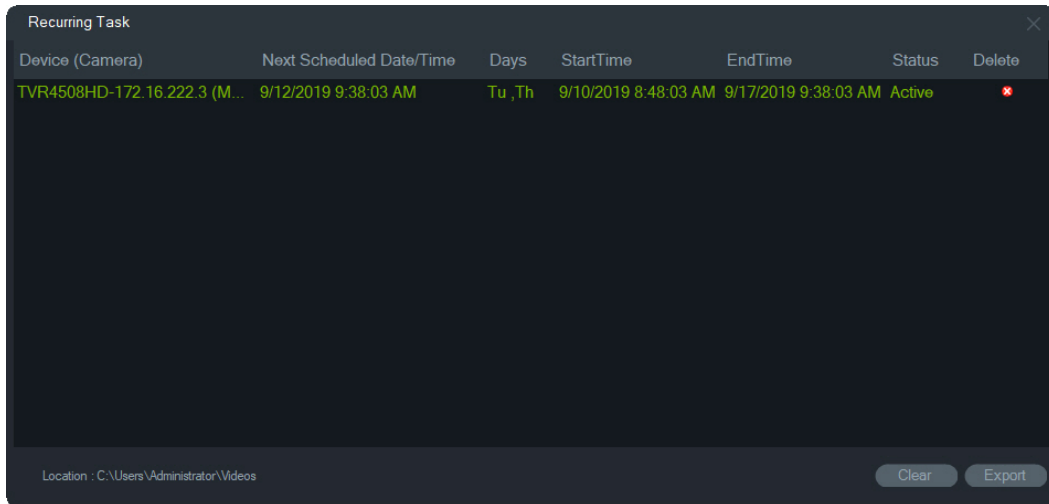
- Bookmark Manager

 A screenshot of the 'Bookmark Manager' window. It displays a table with columns for Device, Camera, Title, Timestamp, Notes, and Play.

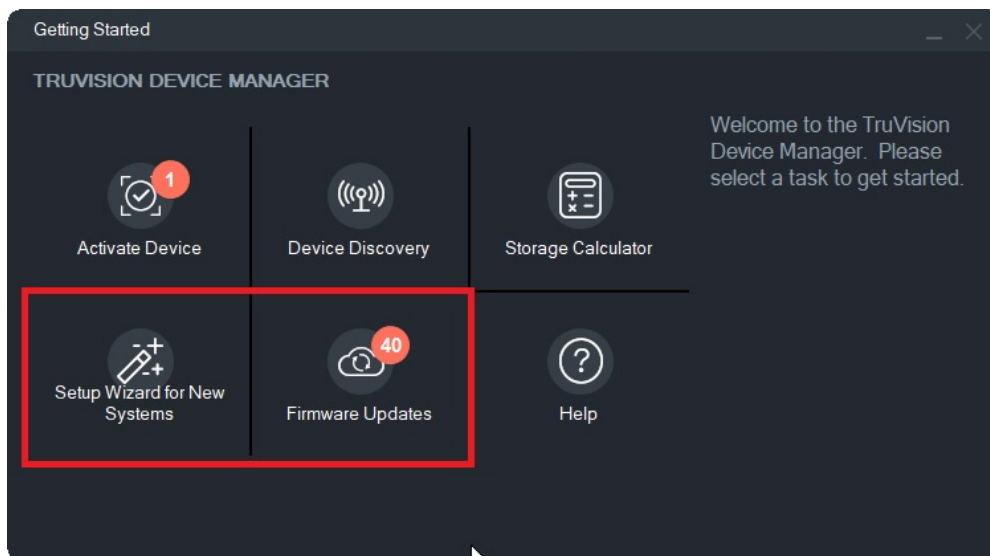
Device	Camera	Title	Timestamp	Notes	Play
TVN71-172.16.223.1	Lab Entrance 1	Car Theft	9/3/2019 1:30:33 PM	A car was stolen at this time.	▶
TVN71-172.16.223.1	Lab Entrance 1	Bookmark 1	9/3/2019 2:18:24 PM		▶
TVR4508HD-172.16.222.3	Outside	Bookmark 1	9/3/2019 1:45:06 PM		▶
TVR4508HD-172.16.222.3	Parking Lot	Car Theft	9/3/2019 11:05:12 AM	A car was stolen at this time.	▶
TVR4508HD-172.16.222.3	Parking Lot	Incident 1	9/3/2019 1:28:57 PM	Stolen vehicle	▶
TVR4508HD-172.16.222.3	Parking Lot	Incident 2	9/3/2019 1:36:08 PM	Slip and fall	▶

Note: To delete one or more bookmarks, press Delete key from keyboard.

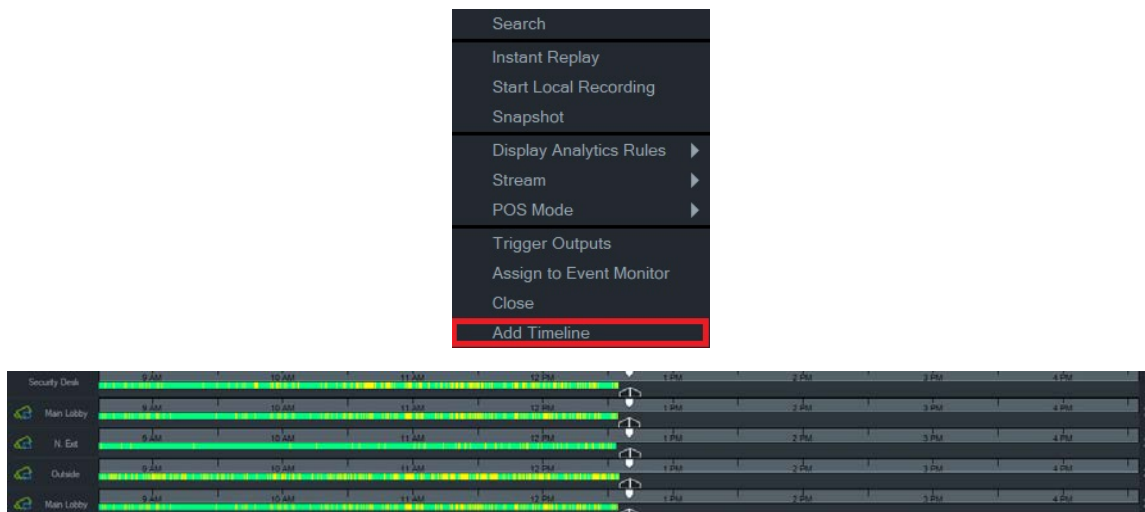
- Recurring Tasks



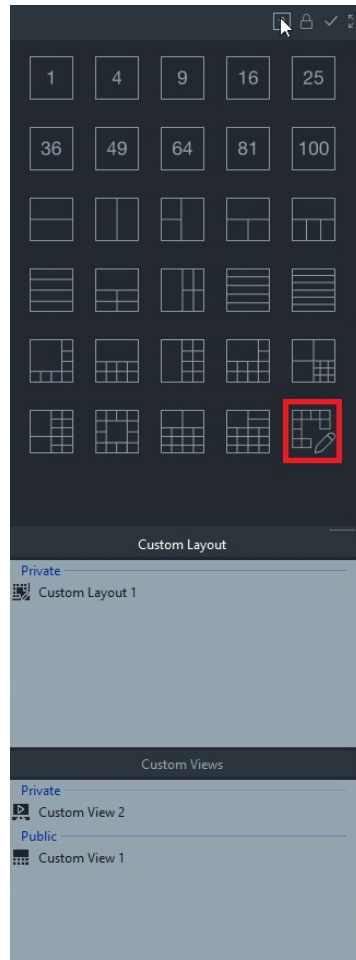
- Setup Wizard for New Systems and Firmware Updates – Device Manager



- Multiple Timelines (Add Timeline on the camera’s video tile context menu)



- Custom Layout



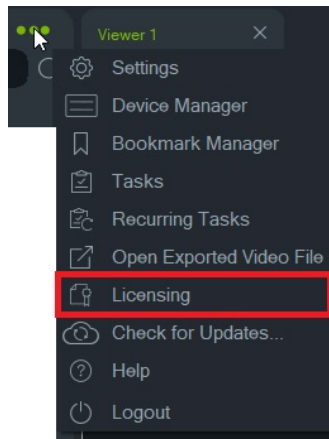
When less than seven days are left in the trial period, a dialog box appears after launching Navigator. After the trial period expires, licensed features icons in the Navigator panel appear with a yellow icon to indicate that the features are disabled. After this occurs, a permanent license must be obtained from Interlogix customer support or an authorized Interlogix channel partner.

Activating a license

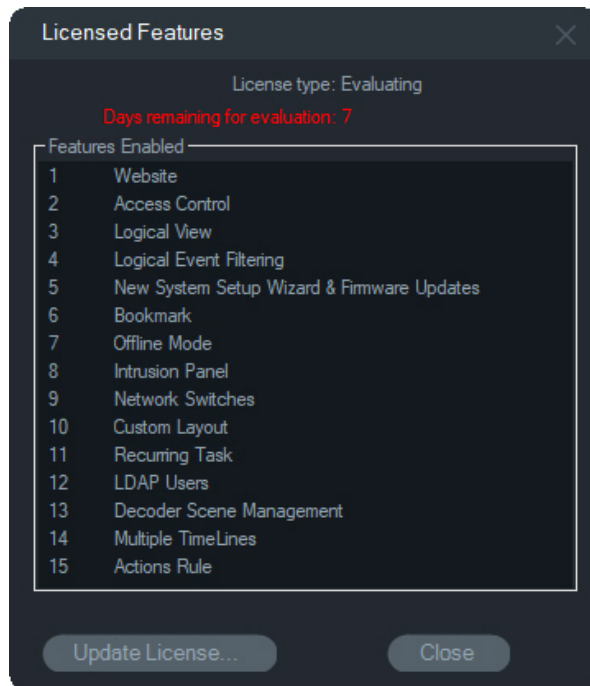
To activate the licensed features, a license key must be obtained from Interlogix. **The user activating a Navigator license must be logged in as an Administrator.**

To activate a license:

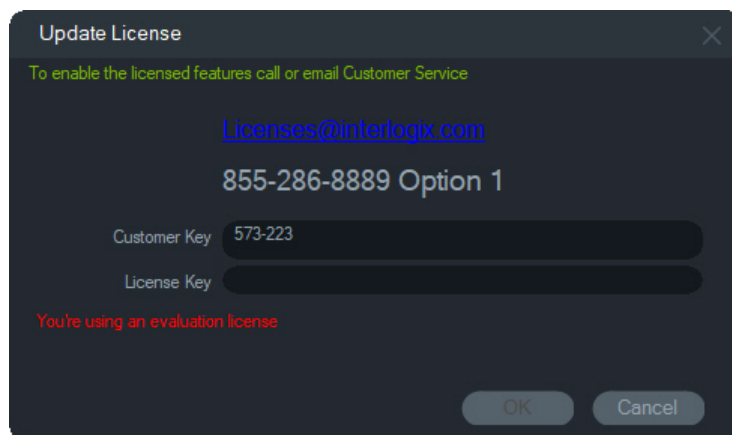
1. Click on the Navigator main menu button and select **Licensing**.



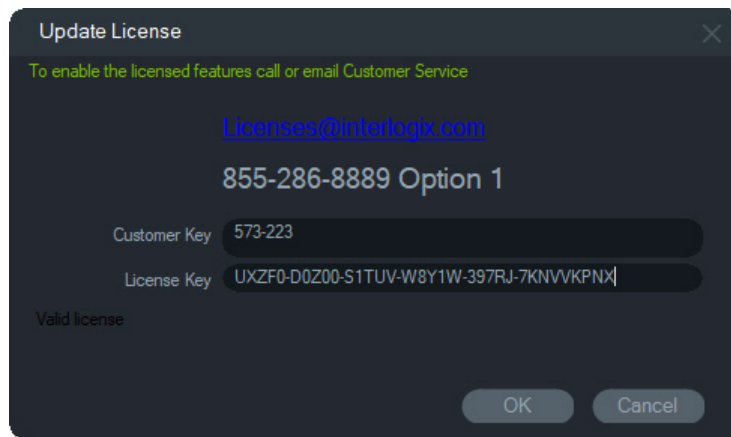
2. The Licensed Features window appears. Click **Update License**.



3. The Update License window appears. Contact Interlogix and obtain a license key. The customer key must be provided to Interlogix to obtain a license key.



4. Type or cut and paste the license key into the **License Key** field.



5. When a valid license is entered, the **OK** button is activated. Click **OK** to store the license key. The licensed features appear in the Navigator panel with activated icons.

License tampering

Changing a computer's date affects licensing:

- Changing to a previous date during the trial period invalidates and locks the licensed features. If this occurs, a permanent license must be obtained to activate the licensed features.
- Changing to a future date during the trial period reduces the number of days available to evaluate the licensed features.

Contact information

For contact information and to download the latest manuals, tools, and firmware, go to the web site of your region.

Americas: www.interlogix.com

EMEA: www.firesecurityproducts.com

Manuals are available in several languages.

Australia/New Zealand: www.utcfs.com.au