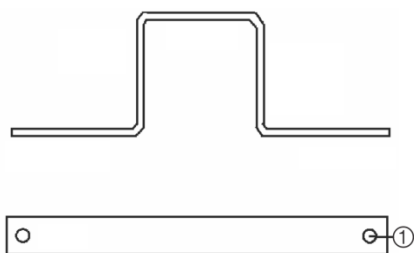


TVP-SAMB TruVision PTZ Swing Arm Mount Safety U Bracket Installation Instructions

Introduction

These instructions help you to install the safety U bracket that reinforces the Interlogix TVP-SAM or GEA-104 swing arm mount mounting socket.

Figure 1: Safety U bracket



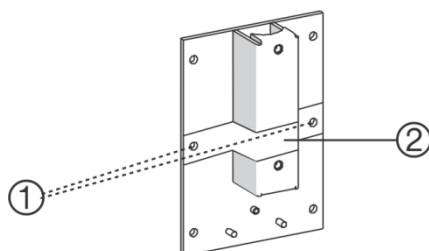
1. 9 mm hole size

Installation

Installation involves securing the safety U bracket to the TVP-SAM or GEA-104 mounting socket as shown in Figure 2. For an existing installation, follow the steps below.



1. Remove the two middle anchors from the middle holes (1) on the mounting plate
2. Place the safety U bracket (2) on top of the mounting socket, aligning the holes in the safety U bracket with the middle holes on the mounting plate.

Figure 2: Safety U bracket installation



3. Reinstall the anchors in the middle holes (1) on the mounting plate, securing the safety U bracket to the mounting socket.

Legal and regulatory information

Trademarks and patents	The trade names used in this document may be trademarks or registered trademarks of the manufacturers or vendors of the respective products.
Manufacturer	Interlogix. 2955 Red Hill Avenue, Costa Mesa, CA 92626 5923, USA Authorized EU manufacturing representative: UTC Fire & Security B.V. Kelvinstraat 7, 6003 DH Weert, The Netherlands
Certification	 

Product warnings and disclaimers THESE PRODUCTS ARE INTENDED FOR SALE TO AND INSTALLATION BY QUALIFIED PROFESSIONALS. UTC FIRE & SECURITY CANNOT PROVIDE ANY ASSURANCE THAT ANY PERSON OR ENTITY BUYING ITS PRODUCTS, INCLUDING ANY "AUTHORIZED DEALER" OR "AUTHORIZED RESELLER", IS PROPERLY TRAINED OR EXPERIENCED TO CORRECTLY INSTALL FIRE AND SECURITY RELATED PRODUCTS.

For more information on warranty disclaimers and product safety information, please check www.firesecurityproducts.com/policy/product-warning/ or scan the following code:



Contact information and manuals / tools / firmware	For contact information and to download the latest manuals, tools, and firmware, go to the web site of your region. Americas: www.interlogix.com EMEA: www.firesecurityproducts.com Manuals are available in several languages. Australia/New Zealand: www.utcfs.com.au
--	--