

Acoustic Glassbreak Sensors

Recessed ShatterPro 5820A Series



OVERVIEW

The 5820A Series Recessed ShatterPro™ is designed for use when sensor appearance is a consideration. The 5820A recessed model can be mounted directly into the wall or ceiling or can be used with the single gang box accessory. A trim ring is included.

Using our patented Pattern Recognition Technology™, the sensor listens for the actual pattern of breaking glass while eliminating most false alarm patterns. Recessed ShatterPro sensors listen across the glass break frequency spectrum to differentiate the sound of breaking glass from most normal room sounds.

The test feature makes installation faster by eliminating the test mode jumper. The Recessed ShatterPro is tested by activating the hand-held tester at close range. Opening the sensor is unnecessary.

A simple hand-clap feature lets end-users confirm at any time that the Recessed ShatterPro is operational. The sensor will blink twice.

The 5820A Recessed ShatterPro detects in a full 360° coverage pattern, with a 25' (7.5 m) radius range from sensor to glass. The Recessed ShatterPro is suitable for use in quiet occupied areas on the perimeter loop.

STANDARD FEATURES

- Recess mounts in a 1-inch diameter hole in ceiling or wall
- 25' radius range monitors an entire room with one sensor
- Protective sleeve makes removal easy
- Single gang box kit for prewire and flush mounting

Acoustic Glassbreak Sensors

North America
T 855-286-8889

Latin America
T 561-998-6114

Recessed ShatterPro
5820A Series

Specifications

Electrical

Operational voltage	9 to 16VDC
Current draw	12mA typical; 25mA max.
Relay output	Normally closed, open 4 seconds on alarm
On resistance	5 to 20 Ω
Off resistance	>1 M Ω
Maximum loop rating (relay or tamper loop)	16VDC, 50mA
Fails safe	Opens on power loss

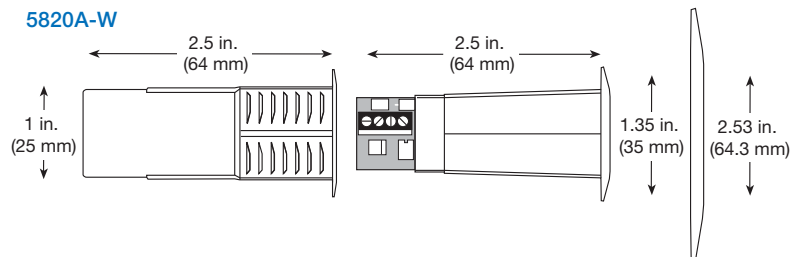
Environmental

Lightning suppression	0 watts for 1 msec pulse
Operating temperature	0°F~120°F (-18°C~+50°C)
RFI immunity	10 V/meter from 1 to 1000MHz

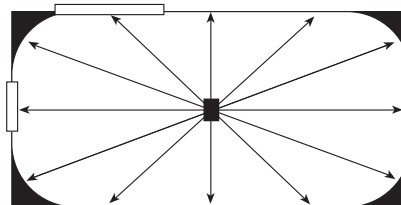
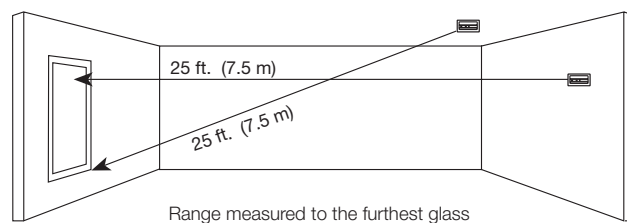
Features

Housing material	Flame retardant ABS plastic
Microphone	Omni-directional 360° electret
Sensitivity setting	Factory set
Range	25' (7.5m) measured to the farthest point of glass 25' (7.5m) on the opposite wall
Glass types detected	
Plate glass	3/32" to 1/4" (2.39 to 6.4mm)
Tempered glass	1/8" to 1/4" (.125 to 6.4mm)
Wired glass	1/4" (6.4 mm)
Laminated glass	1/8" to 1/4" (.125 to 6.4mm)
Mounting location	Ceiling or any wall adjacent or opposite to glass
Minimum distance from glass	3.3' (1m)
Dimensions (W x D)	2.5 x 1.35 in. (64 x 34mm)
Color	White
Listing	UL-639

Dimensional Diagrams



Mounting Location Range



Sensor has 360° coverage

Ordering Information

5820A-W	Recessed ShatterPro™ Acoustic Glassbreak Sensor, 1" Recessed Mounting, Latch or Non-latch LED
5822A-W	Recessed ShatterPro Acoustic Glassbreak Sensor w/Tamper Switch, 1" Recessed Mounting, Latch or Non-latch LED, UL Listed
5709C-W	Hand-held Tester
5825A-W	Single Gang Box Kit w/ShatterPro



interlogix.com

Specifications subject to change without notice.

© 2014 United Technologies Corporation.

All rights reserved.

Interlogix is part of UTC Building & Industrial Systems, a unit of United Technologies Corporation.

407-3842 2014/08 (79145)