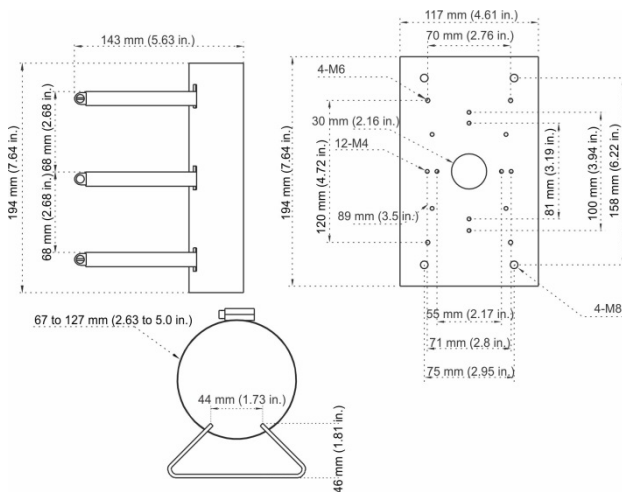


TVD-M-PMA Dome Pole Mount Adapter Installation Instructions

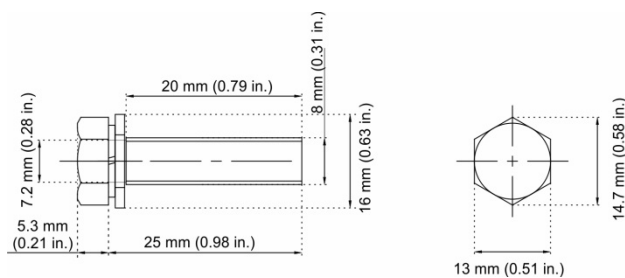
Dimensions

Dimensions 117 × 194 × 143 mm (4.61 × 7.64 × 5.63 in.)



Accessories

Screw A: SC-HSFM8x25-SUS, 4 pieces with flat washer. (Used to install TVP-SNB or TVD-M2-WM wall mounts to the TVD-M-PMA pole mount adapter.



Hose clamps: 3 pieces (Used to install the TVD-M-PMA pole mount adapter to a pole)

Weight: 1205 g (2.66 lb.)

Supported brackets

The dome pole mount adapter can be used with the following mounts:

Wall mounts	TVD-SNB, TVD-M2-WM
-------------	--------------------

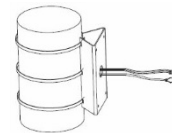
Installation

For the detailed instructions, refer to the installation guide for the camera that you are installing. The following requirements are mandatory precautions.

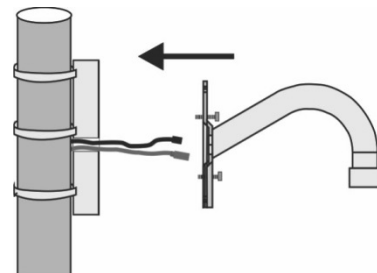
- Ensure that the pole is strong enough to withstand more than eight times the weight of the camera, wall mount, and pole mount adapter.

To attach a wall mount to the dome pole mount adapter (TVD-M-PMA):

- At the required mounting location, securely fasten the dome pole mount adapter to the pole. Route the cables through the mount.



- Route the camera cables through the wall mount (TVD-SNB is shown below) and then attach the wall mount to the pole mount adapter with the screws provided.



- Refer to the installation instructions for the cup base and camera that you are installing for detailed installation guidelines.

Legal and regulatory information

Copyright © 2018 United Technologies Corporation. All rights reserved.

Interlogix is part of UTC Climate, Controls & Security, a unit of United Technologies Corporation.

Trademarks and patents The trade names used in this document may be trademarks or registered trademarks of the manufacturers or vendors of the respective products.

Manufacturer Interlogix.
2955 Red Hill Avenue, Costa Mesa, CA 92626 5923,
USA
Authorized EU manufacturing representative:
UTC Fire & Security B.V.
Kelvinstraat 7, 6003 DH Weert, The Netherlands

Certification  

Product warnings and disclaimers THESE PRODUCTS ARE INTENDED FOR SALE TO AND INSTALLATION BY QUALIFIED PROFESSIONALS. UTC FIRE & SECURITY CANNOT PROVIDE ANY ASSURANCE THAT ANY PERSON OR ENTITY BUYING ITS PRODUCTS, INCLUDING ANY "AUTHORIZED DEALER" OR "AUTHORIZED RESELLER", IS PROPERLY TRAINED OR EXPERIENCED TO CORRECTLY INSTALL FIRE AND SECURITY RELATED PRODUCTS.

For more information on warranty disclaimers and product safety information, please check www.firesecurityproducts.com/policy/product-warning/ or scan the following code:



Contact information and manuals / tools / firmware For contact information and to download the latest manuals, tools, and firmware, go to the web site of your region.
Americas: www.interlogix.com
EMEA: www.firesecurityproducts.com
Manuals are available in several languages
Australia/New Zealand: www.utcfs.com.au
