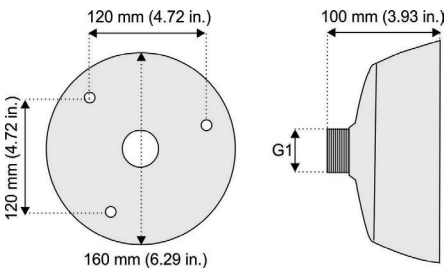


TVD-CB5A Cup Base Installation Instructions

Specifications

Dimensions:

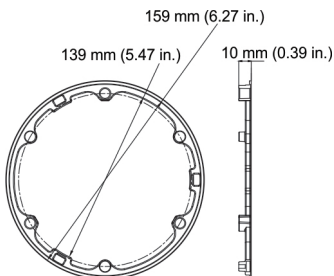


Weight: 382 g (13.47 oz.)

Accessories:

Rubber ring: 1 pcs

Used to prevent moisture from entering between the dome camera and the cup base.



Supported devices:

- TVD-5404
- TVD-5405
- TVD-5406

- TVD-5407
- TVD-5408

Installing a TVD-CB5A cup base to a dome camera

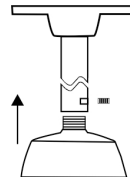
When assembling a TVD-CB5A cup base to a dome camera, you require:

- TVD-CB5A cup base
- Rubber ring

Note: You will need to remove the dome back box from the dome camera. It is not required when installing in a cup base.

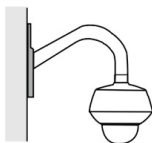
To mount a TVD-CB5A cup base to a dome camera:

1. Screw the cup base onto the swan neck or pendant mount and fasten with the locking screw (pendant mount shown as an example below).





2. Remove the back box from the dome camera. It is not required when installing in a cup base.

3. Make sure that the rubber ring is firmly in place between the cup base and the dome housing.
4. Using the screws that are provided with the dome, install the dome assembly to the cup base.
5. Refer to the TruVision swan neck or pendant mount installation manual for instructions on installing a mount to the dome camera (swan neck assembly shown).



Legal and regulatory information

Copyright	© 2018 United Technologies Corporation. All rights reserved. Interlogix is part of UTC Climate, Controls & Security, a unit of United Technologies Corporation.
Trademarks and patents	The trade names used in this document may be trademarks or registered trademarks of the manufacturers or vendors of the respective products.
Manufacturer	Interlogix. 2955 Red Hill Avenue, Costa Mesa, CA 92626 5923, USA Authorized EU manufacturing representative: UTC Fire & Security B.V. Kelvinstraat 7, 6003 DH Weert, The Netherlands
Certification	 
Product warnings and disclaimers	THESE PRODUCTS ARE INTENDED FOR SALE TO AND INSTALLATION BY QUALIFIED PROFESSIONALS. UTC FIRE & SECURITY CANNOT PROVIDE ANY ASSURANCE THAT ANY PERSON OR ENTITY BUYING ITS PRODUCTS, INCLUDING ANY "AUTHORIZED DEALER" OR "AUTHORIZED RESELLER", IS PROPERLY TRAINED OR EXPERIENCED TO CORRECTLY

INSTALL FIRE AND SECURITY RELATED PRODUCTS.

For more information on warranty disclaimers and product safety information, please check www.firesecurityproducts.com/policy/product-warning/ or scan the following code:



Contact information and manuals

For contact information go to: www.interlogix.com or www.firesecurityproducts.com

To get translations for this and other product manuals go to: www.firesecurityproducts.com