




# PRODUCT INFORMATION BULLETIN



## 2720 SERIES

### HIGH SECURITY OVERHEAD DOOR MAGNETIC CONTACTS

Part Number: 2727A

#### Increased Security

- Balanced, triple-biased features make defeat of switch with external magnet virtually impossible
- Supervised loop provided
- Approved for The Defense Intelligence Agency Manual 50-3

#### Easy Installation

- Designed for overhead doors
- Simple installation and no need for readjustment due to minor shifts in doors or magnetic changes
- Factory calibrated for operation on concrete or wood . . . no field adjustments required

#### Tamper Switch Unnecessary

- Stainless steel conduit and total encapsulation prevent access to switch and cabling

#### Corrosion and Moisture Resistant

- Anodized aluminum finish, stainless steel flex-cable

#### Long Life

- Life expectancy of 10,000,000 cycles; highly stable Alnico VIII and Arnox V magnets

#### Rhodium-Plated Contacts

- Not subject to sticking or freezing on seldom-used doors

#### UL Listed, 604S, Magnetic Contact

- For indoor and outdoor use under UL Standard 634



©Copyright 1988 Sentrol, Inc.

Certain of the items in this Product Information Bulletin are protected under one or more of the following patents:  
3,863,250; 4,210,888; 4,210,889; 4,213,110; 4,371,856; 4,335,270; 4,336,518; 4,392,707; 4,409,577; 4,456,897; 4,513,354; 4,523,184; 4,525,018;  
D253,106; D255,030; D262,618; D268,669; D273,783; D272,242. Other patents pending.

10831 S.W. Cascade Blvd., Portland, OR 97223 USA  
TWX 910-458-8824

Phone 503/620-8540

Toll Free 1-800-547-2556  
Cable Address: SENTROLCO

# 2720 Series High Security Overhead Door Magnetic Contacts

## ARCHITECTS' AND ENGINEERS' SPECIFICATIONS

### 2727A

The Switch shall be comprised of three independent form-C biased reed contacts, wired in SPDT configuration, with Alnico VIII and Arnox V magnets, and conform to the specifications for Class IV Preadjusted Balanced Magnetic Contacts. A supervised loop shall be provided. Switch shall have an actuating gap distance (make) of 0.7" to 2.0" (1.778 cm to 5.08 cm). Switch shall be rated at 30 VDC max. @ 300 mA, 100,000 cycles minimum.

The switch housing shall be nominally 7.00" (17.78 cm) x 1.50" (3.81 cm) x .50" (1.27 cm) (L x W x D). The magnet housing shall be nominally 6.50" (16.51 cm) x 1.50" (3.81 cm) x .75" (1.91 cm). The contacts and magnets shall be epoxied into their respective housings. Stainless steel flex-cable shall be epoxied into the switch housing. The switch and magnet housings shall be of brushed anodized aluminum. An anodized brushed aluminum mounting bracket shall be available for overhead door applications. Switch and magnet shall be specified as Sentrol part number 2727A.

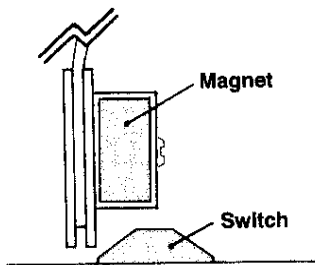


Figure 1 Magnet mounted directly to door.

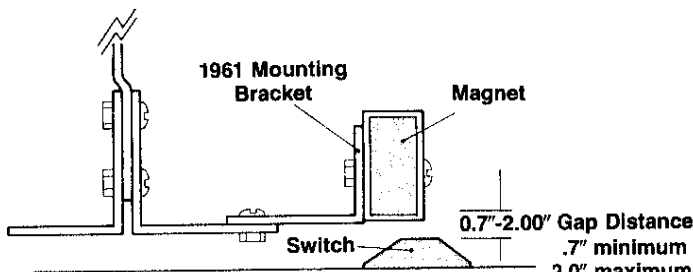


Figure 2 Magnet mounted to door with bracket.

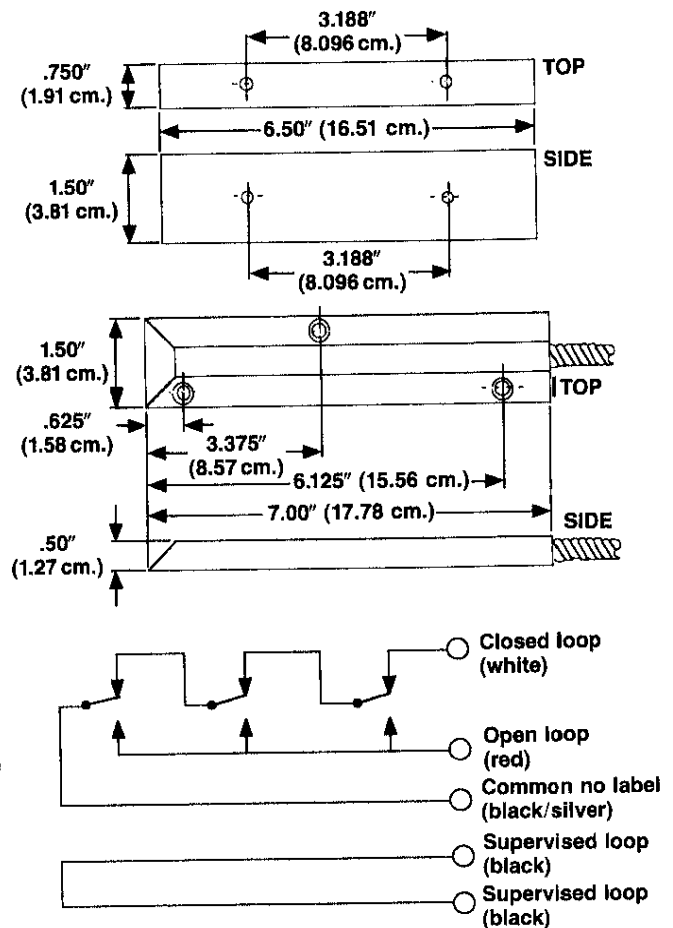
## INSTALLATION INSTRUCTIONS

Secure switch to floor with appropriate fasteners (wood or concrete). Be certain to position the switch so it is not directly in the path of traffic. For correct operation, labels on switch and magnet should be right-reading.

The magnet and switch have a "make" distance of .7" to 2.0" (this is the gap distance at which the switch is operable). Do not install units closer than .7" or farther apart than 2.0".

The magnet may be mounted directly to the bottom of the door horizontally (Figure 1). For doors with flanged bottoms, use the mounting bracket (Sentrol part number 1961) as shown in Figure 2.

Up to .750" misalignment is possible with the 2727A. However, gap distance will be reduced to 0.9" to 1.0".



## ORDERING INFORMATION

| PART NUMBER | LOOP TYPE      | ELECTRICAL CONFIGURATION | FINISH            | GAP DISTANCE (MAKE)* | LEAD TYPE                  |
|-------------|----------------|--------------------------|-------------------|----------------------|----------------------------|
| 2727A       | Open or Closed | SPDT                     | Anodized Aluminum | 0.7" to 2.0"         | 3' stainless steel conduit |

**NOTE:** The products, materials and specifications covered in this Product Information Bulletin are subject to change without notice as Sentrol strives for continuing product improvement.

Made in U.S.A.

\*Gap distances are nominal make distance  $\pm 20\%$ .



**USA Corporate Office:**  
 10831 S.W. Cascade Blvd., Portland, OR 97223  
 1-503-620-8540 Toll Free 1-800-547-2556  
 Canada Toll Free: 1-800-253-5600  
 TELEX: 910-458-8824  
 FAX: 503-684-9230

**European Office:**  
 Sentrol International Inc., Lange Voorhout 58,  
 2514 EG Den Haag, The Netherlands  
 Telephone: (011) (31) (0) 70-469660  
 TELEX: (844) 32561 haug NL,  
 FAX: (011) (31) (0) 70-656297